

# THE FUTURE IS FREE

## TETONCLIMBING.COM

**Tetonclimbing.com** is an experiment in what we believe is the future of climbing guidebooks. We will continue to ring you updated topos for all the Jackson Hole Area sport climbing areas, and we will continue to do it for free.

Please visit the site often, click on our sponsors, and if you feel the urge, donate to the cause. Whether it be \$1 or one t-shirt, every little bit helps.

# VIVA LA REVOLUCION!

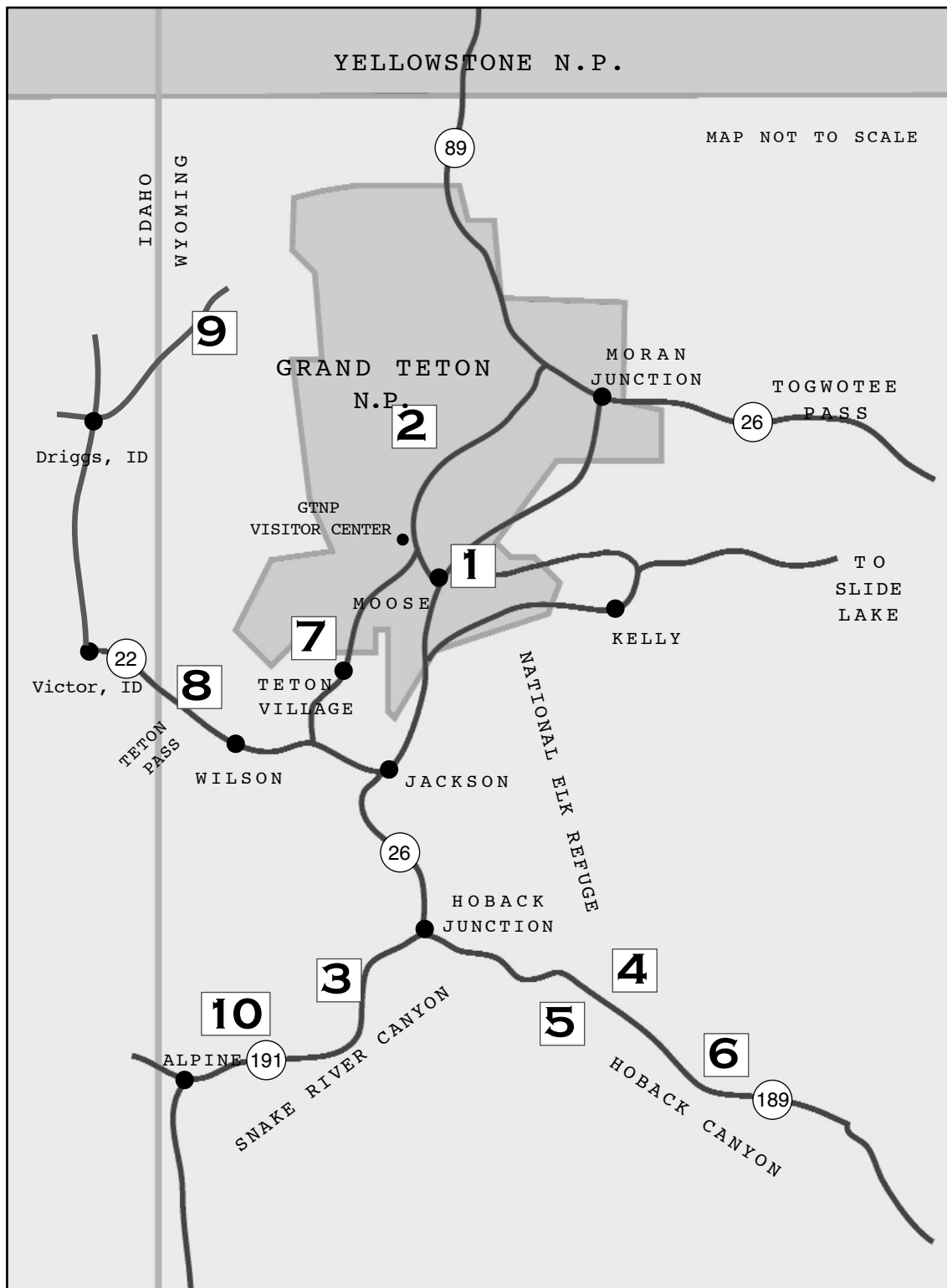
**NOTE:** Some of the areas in this guide lie within Wilderness Area boundaries and/or National Park. Please obey all regulations specific to the area you are climbing.

**!!! ROCK CLIMBING IS AN INHERENTLY DANGEROUS ACTIVITY !!!** While the author of this guide has made every attempt to produce a highly accurate guide, it is only that. A guide. It is **NOT** an instruction manual. It is the users' responsibility to utilize this information in a responsible and safe manner.

In plainspeak...**You were born with a brain, do your best to use it.**


## TETONCLIMBING.COM

# TETONCLIMBING.COM




- |  |                                    |
|--|------------------------------------|
| 1 • BLACKTAIL BUTTE                                    | 6 • HOBACK SHIELD                  |
| 2 • BOULDER ISLAND, BOULDERTOWN<br>JENNY LAKE BOULDERS | 7 • TRAM AREA/ROCKSPRINGS BUTTRESS |
| 3 • RODEO WALL   | 8 • TETON PASS/THE REEF            |
| 4 • MONTGOMERY CLIFF                                   | 9 • TETON CANYON                   |
| 5 • HEECHEE WALL                                       | 10 • CUEVA DE LAS CABRAS           |

# TETONCLIMBING.COM





**Approach via top of tram:** Follow Valley Trail 20 minutes to "Rendezvous Trail" ski sign. Follow Rendezvous Trail for 10 minutes. Turn right at a cairn, following a climber's trail into Rock Springs Bowl. Follow climber's trail into Rock Springs Bowl.

**Approach via Union Pass:** Park in the Steigler lot. Follow trail west to Union Pass Traverse, follow Union Pass Traverse for 20 minutes, turn right, follow climber's trail up to Rock Springs Butress.




- 20) Ptarmigan Tower\*\*\* - 5.10c - bolts + gear
- 21) Munger Crack - 5.9+ - bolts + gear
- 22) School Route\* - 5.9 - bolts + gear
- 23) Clowns & Jokers\*\* - 5.11b - bolts + gear - 2 BA
- 24) Chuck's Road to Thailand - 5.8 bolts + gear
- 25) XM Arete (AKA Sandbag Arete)\*\* - 5.10a - bolts + gear - 2 BA

the FUTURE is FREE



- 26) **Grand Central\*\*\*\*** - 5.12 - bolts - 2 BA
- 27) **Grey Wall\*\*\*** - 5.11d - bolts - 2 BA
- 28) **Raspberry Arete\*\*\*\*** - 5.12a - bolts - 2 BA



the FUTURE IS FREE

# TETONCLIMBING.COM

- 1) **Gold Member\*\*** - 5.11b - Bolts + gear - 2 BA (NOT SHOWN)
- 2) **Waste Products\*\*\*\*** - 5.12c - Bolts - 2 BA
- 3) **Trash Culture\*\*\*** - 5.11b - Bolts - FPs - 2 BA
- 4) **Coomb's Crossover\*\*** - 5.11a - bolts - 2 BA
- 5) **Monkey Flower\*\*\*** - 5.10a - bolts - 2 BA
- 6) **Triple Roofs\*\*\*** - 5.9 - gear - 2 BA
- 7) **Hargis Arete\*** - 5.11a - bolts - 2 BA
- 8) **Big 5.9 Corner** - bolts + gear - 2 BA
- 9) **Sole Super Power\*\*\*\*** - 5.13b - bolts - 2 BA
- 10) **Zion Super Trooper\*\*\*\*** - 5.12d - bolts - 2 BA
- 11) **Box Car Arete\*\*\*** - 5.10d - bolts - 2 BA
- 12) **Old School 2000\*\*\*** - 5.11c - bolts - 2BA
- 13) **No Logo\*\*\*** - 5.12a - bolts - 2BA
- 14) **Generation Why\*** - 5.12c - bolts - 2BA
- 15) **Coombs-Johnstone\*\*** - 5.10b - bolts - gear - 2BA
- 16) **Tolle Road** - 5.8 - gear - 2 BA
- 17) **Going Ghandi\*\*** - 5.11c - bolts - 2 BA
- 18) **Chocolate Corner\*\*** - 5.12a - bolts - gear - 2 BA
- 19) **TR** - 5.10d
- A) **Hobo Rat Race\*\*** - 5.12b - bolts - Connection into Box car Arete